



Ashcroft

Online Safety Newsletter

February 2024

It is really important to chat with your children on an ongoing basis about staying safe online.

Not sure where to begin?

These conversation starter suggestions can help.


- Ask your child to show you their favourite websites and apps and what they do on them. Listen and show interest and encourage them to teach you the basics of the site or app.
- Begin conversations about online safety. Ask them if anything ever bothers or worries them while they're online. Discuss what you would like them to do if they see something upsetting. At Ashcroft we teach the children to close it down and tell a trusted adult. The adult will then block it and report it.



- **Reinforce the key message:** if anything happens online which makes them feel worried, scared or sad, the best thing to do is talk to you or another adult **who they trust**.
- **Help your child identify adults who can help:** Help your child identify trusted adults from different areas of their life such as at home or at school. At Ashcroft we draw around our hand and write/draw a trusted adult on each finger to help us to remember who they are.



- **Be non-judgemental:** Explain that you would never blame them for anything that might happen online, and you will always give them calm and loving support.



- **Supervise your child while they're online:** Keep the devices your child uses in shared areas of the house, such as in the living room or kitchen, where an appropriate adult is able to supervise. It is **not safe** for 4-7 year olds to access the internet unsupervised in private spaces, such as alone in a bedroom or bathroom.
- **Talk to your child about how their online actions can affect others:** If your child is engaging with others online remind them to consider how someone else might feel before they post or share something. If they are considering sharing a photo or video of somebody else, they should always **ask permission** first.
- **SafeSearch:** The use of 'SafeSearch' is highly recommended for use with young children. Most web search engines will have a 'SafeSearch' function, which will allow you to limit the content your child is exposed to whilst online. Look out for the 'Settings' button on your web browser homepage. There are lots of great search engines designed for children to choose from.



- **Parental controls:** Make use of the parental controls available on your home broadband and any internet-enabled device in your home.






For help setting up your parental controls you can visit this link which has a great step-by-step guide:

www.internetmatters.org/parental-controls/



Popular Parental control guides

[Search our step by step guide](#)

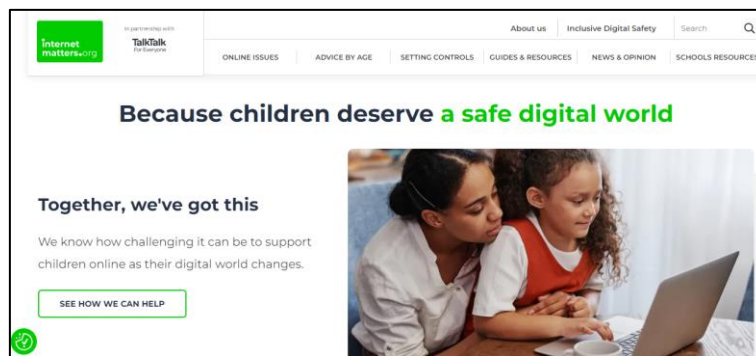
Search here for parental controls guides for broadband, mobile, smartphones, social media, search engines and more. You can find everything from Snapchat, YouTube and Whatsapp parental control settings to Google, EE and Sky.

Useful Websites for Parents and Carers

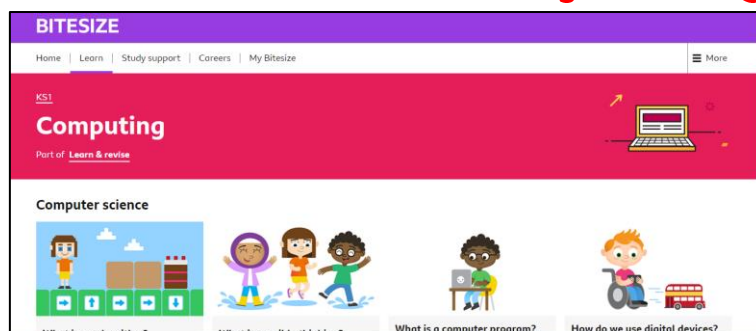
www.childnet.com/parents-and-carers/



www.internetmatters.org/



www.bbc.co.uk/bitesize/subjects/zyhbwmn



www.thinkuknow.co.uk/



How do we teach Online Safety at Ashcroft?

We all follow the SMART rules...

Be smart on the internet

Childnet International
www.childnet.com

S SAFE Keep safe by being careful not to give out personal information when chatting or posting online. Personal information includes your email address, phone number and password.

M MEETING Meeting someone you have only been in touch with online can be dangerous. Only do so with your parents' or carers' permission and even then only when they can be present. Remember online friends are still strangers even if you have been talking to them for a long time.

A ACCEPTING Accepting emails, IM messages, or opening files, pictures or texts from people you don't know or trust can lead to problems – they may contain viruses or nasty messages!

R RELIABLE Someone online might lie about who they are, and information on the internet may not be true. Always check information with other websites, books or someone who knows.

t TELL Tell your parent, carer or a trusted adult if someone or something makes you feel uncomfortable or worried, or if you or someone you know is being bullied online.
You can report online abuse to the police at www.thinkuknow.co.uk

www.kidsmart.org.uk

KidSMART Visit Childnet's Kidsmart website to play interactive games and test your online safety knowledge. You can also share your favourite websites and online safety tips by Joining Hands with people all around the world.

Childnet International © 2010 Registered Charity no. 1004172

In Nursery and Reception, we use the
Smartie the Penguin resources.



www.childnet.com/resources/smartie-the-penguin/

The children join in with Mummy Penguin's song and follow the adventures of Smartie the Penguin as he learns how to be safe on the internet



In Year 1 we use the Childnet Digiduck stories.



www.childnet.com/resources/digiduck-stories/

These 5 stories help to teach our youngest children about online safety. The stories are:

1. Digiduck's Big Decision
2. Digiduck's Famous Friend
3. Detective Digiduck
4. Digiduck and the Magic Castle
5. Digiduck Saves the Day.



In Year 2 our lessons are based around the
'Jessie and Friends' videos.



www.thinkuknow.co.uk/parents/jessie-and-friends-videos/

These animations follow the adventures of Jessie, Tia and Mo as they begin to navigate the online world, watching videos, sharing pictures and playing games.

The key message throughout Jessie and Friends is that if a child is ever worried by anything online, they should tell a grown-up they trust, who will help them.



Here are our Top Tips for staying safe online

Top Tips!



Always ask a grown up before you use the internet. They can help you find the best thing to do.



Don't tell strangers where you live, your phone number or where you go to school. Only your friends and family need to know that.



Don't send pictures to people you don't know. You don't want strangers looking at photos of you, your friends or your family.



Tell a grown up if you feel scared or unhappy about anything.

